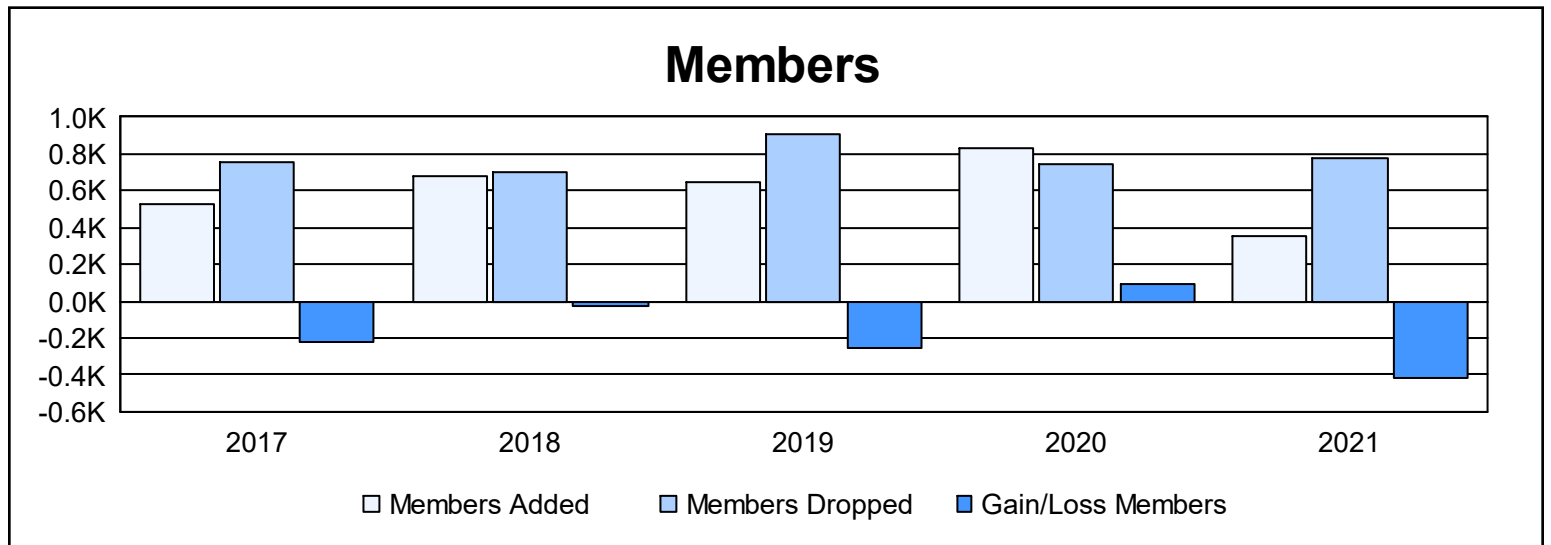
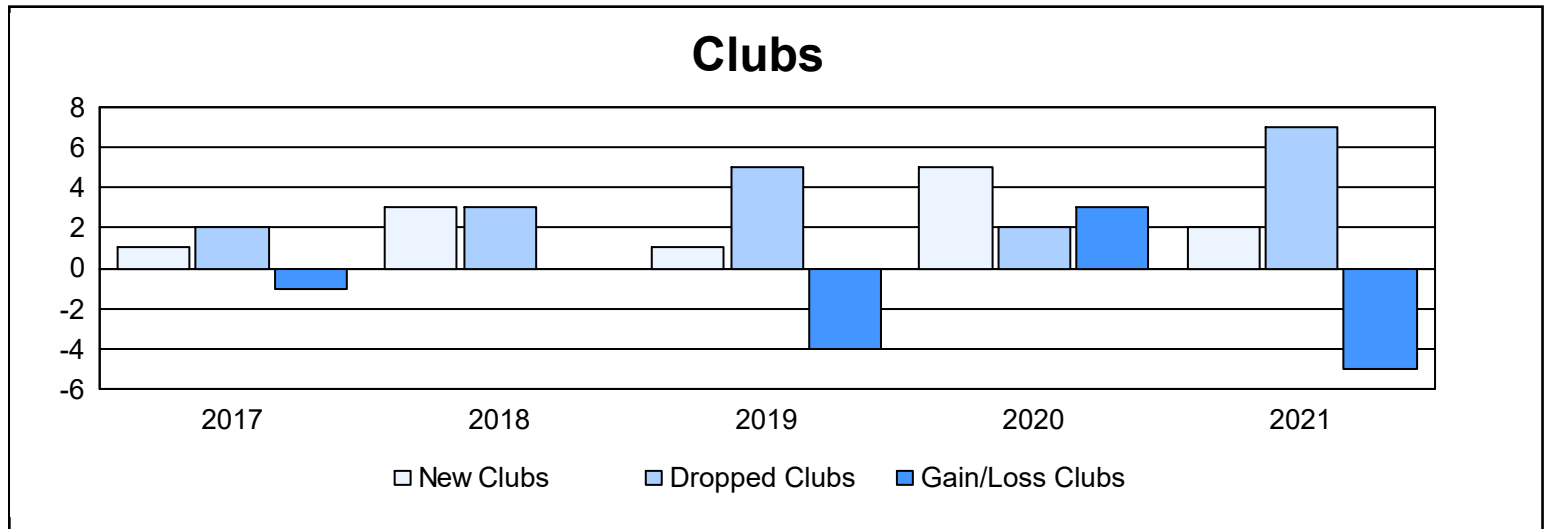
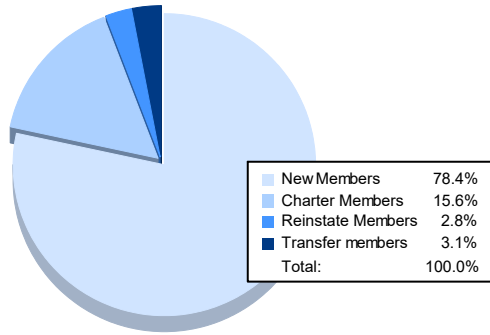


Year	New Clubs	Dropped Clubs	Gain/ Loss Clubs	New Members	Charter Members	Reinstate Members	Transfer Members	Total Member Added	Total Members Dropped	Gain/ Loss Members
2016-2017	1	2	-1	463	30	14	21	528	750	-222
2017-2018	3	3	0	561	62	36	18	677	700	-23
2018-2019	1	5	-4	542	30	11	66	649	908	-259
2019-2020	5	2	3	639	127	46	23	835	745	90
2020-2021	2	7	-5	276	55	10	11	352	774	-422
<b>Average</b>	<b>2</b>	<b>4</b>	<b>-1</b>	<b>496</b>	<b>61</b>	<b>23</b>	<b>28</b>	<b>608</b>	<b>775</b>	<b>-167</b>



### Membership Composition June 2021 Cumulative



### Gender Composition June 2021 Cumulative

